



DEWMARK
WALL

AV 11

Joint width
100-1000 mm

Recess
mounted

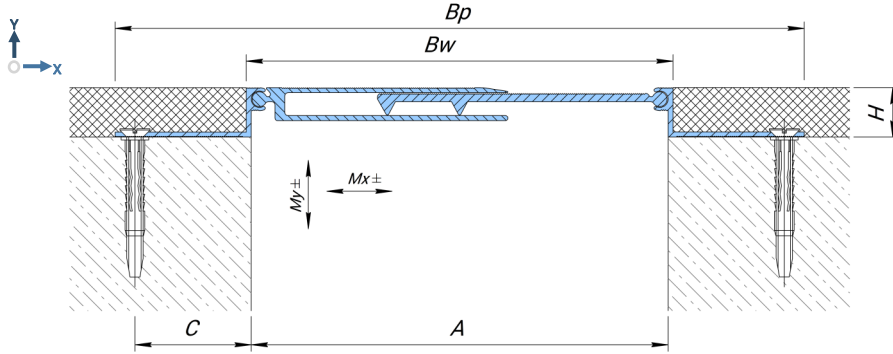
Movements in
3 directions

Protection
rating IP 30

Indoor/
outdoor



WALL COVERING TERAZZO STONE BRICK CONCRETE VENTFACADE



Technical data

MATERIAL

Aluminium EN AW 6060T6

LENGTH

2.5 meters

STANDARD COLOR

silvery white

Profile	A (mm)	Bw (mm)	Bp (mm)	H (mm)	C (mm)	Mx (mm)	My (mm)
AV 11/100/7	100	100	196	7	30	60 (+30/-30)	30 (+15/-15)
AV 11/130/7	130	130	226	7	30	60 (+30/-30)	30 (+15/-15)
AV 11/170/7	170	170	266	7	30	70 (+35/-35)	30 (+15/-15)
AV 11/200/7	200	200	296	7	30	70 (+35/-35)	30 (+15/-15)
AV 11/230/7	230	230	326	7	30	60 (+30/-30)	30 (+15/-15)
AV 11/270/7	270	270	366	7	30	70 (+35/-35)	40 (+20/-20)
AV 11/300/7	300	300	396	7	30	70 (+35/-35)	40 (+20/-20)
AV 11/A ¹ /7	O/R	O/R	O/R	7	30	70 (+35/-35)	50 (+25/-25)
AV 11/100/15	100	100	196	15	30	60 (+30/-30)	30 (+15/-15)
AV 11/130/15	130	130	226	15	30	60 (+30/-30)	30 (+15/-15)
AV 11/170/15	170	170	266	15	30	70 (+35/-35)	30 (+15/-15)
AV 11/200/15	200	200	296	15	30	70 (+35/-35)	30 (+15/-15)
AV 11/230/15	230	230	326	15	30	60 (+30/-30)	30 (+15/-15)
AV 11/270/15	270	270	366	15	30	70 (+35/-35)	40 (+20/-20)
AV 11/300/15	300	300	396	15	30	70 (+35/-35)	40 (+20/-20)
AV 11/A ¹ /15	O/R	O/R	O/R	15	30	70 (+35/-35)	50 (+25/-25)
AV 11/100/H ²	100	100	196	O/R	30	60 (+30/-30)	30 (+15/-15)
AV 11/130/H ²	130	130	226	O/R	30	60 (+30/-30)	30 (+15/-15)
AV 11/170/H ²	170	170	266	O/R	30	70 (+35/-35)	30 (+15/-15)
AV 11/200/H ²	200	200	296	O/R	30	70 (+35/-35)	30 (+15/-15)
AV 11/230/H ²	230	230	326	O/R	30	60 (+30/-30)	30 (+15/-15)
AV 11/270/H ²	270	270	366	O/R	30	70 (+35/-35)	40 (+20/-20)
AV 11/300/H ²	300	300	396	O/R	30	70 (+35/-35)	40 (+20/-20)
AV 11/A ¹ /H ²	O/R	O/R	O/R	O/R	30	70 (+35/-35)	50 (+25/-25)



On request

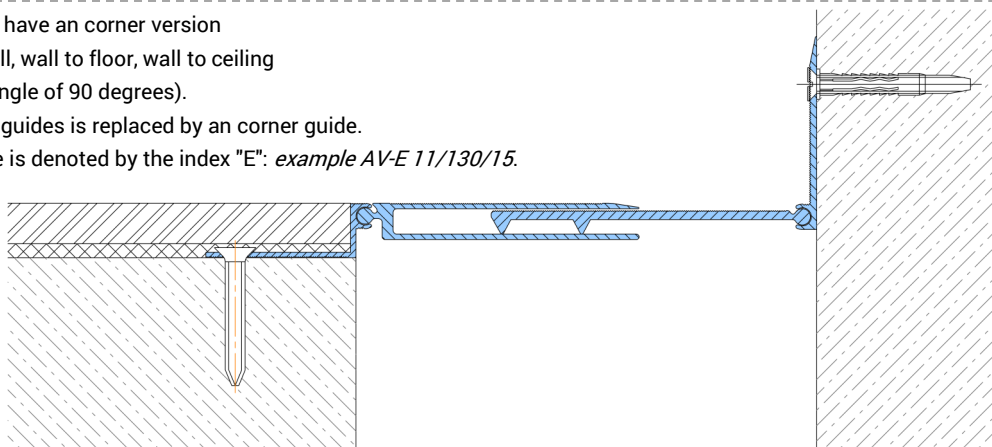
On request, the profile can be:

- Painted in any RAL color (see website www.ral.de).
- Anodizing in various colors and textures (see page decorative anodizing or send a request by e-mail).

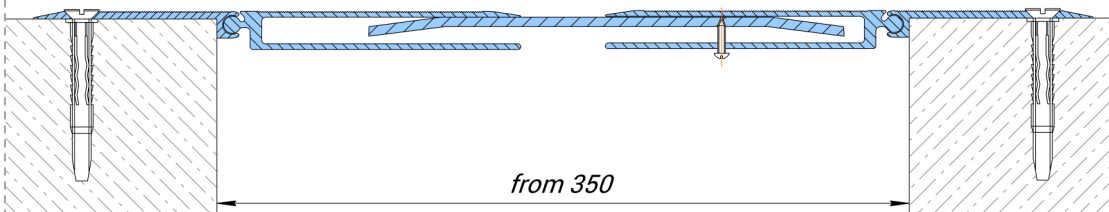
All profiles have an corner version (wall to wall, wall to floor, wall to ceiling under an angle of 90 degrees).

One of the guides is replaced by an corner guide.

This profile is denoted by the index "E": *example AV-E 11/130/15.*



A¹ – on request, the profile can be made to the required width of an expansion joint from 350 to 1000 mm.



H² – The profile can be made to the required height H from 25 mm. This may be necessary when installing a profile under a ventilated facade or a thick brick.

