



DEWMARK  
HYDRO

WR 73/110



Joint width  
110 mm



Recess  
mounted



Max load  
300 kN




Movements in  
6 directions



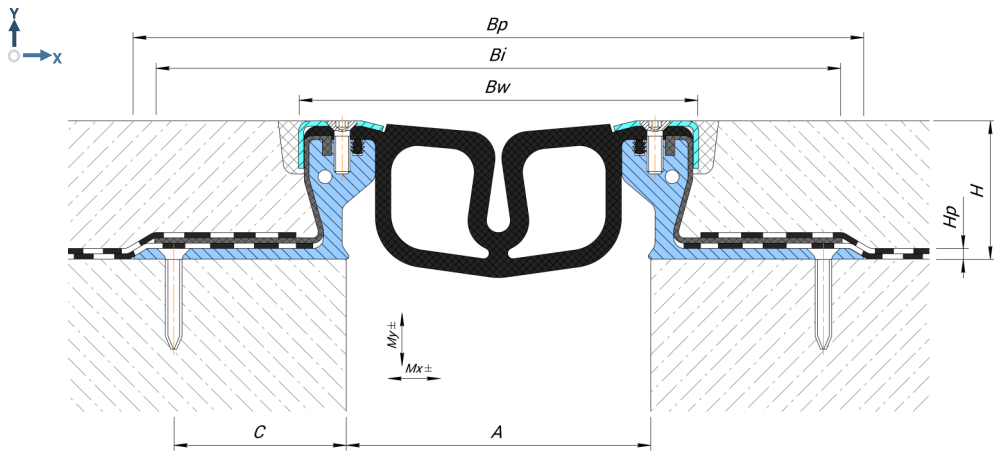
Protection  
rating IP 68



Indoor/  
outdoor



FLOOR COVERING → TILE → POLYMER → CONCRETE



### Technical data

#### MATERIAL

Profile: aluminium EN AW 6060T6  
Plates: AISI 430 (AISI 304 or 316 to order)  
Insert (shirt): PVC-P (oil and petrol resistant)

#### LENGTH

Profile: 2.5 meters  
Plates: 2.5 meters  
Insert: 25 meters  
Shirt: 50 meters

#### STANDARD COLOR OF INSERT (RAL)

9005

Profile	A (mm)	H (mm)	Bw (mm)	Bp (mm)	Bi <sup>1</sup> (mm)	C (mm)	Hp (mm)	Mx (mm)	My (mm)	Load bearing capacity, kN			
WR 73/110/25	110	25	148	270	O/R <sup>1</sup>	65	4	120 (+60/-60)	20 (+10/-10)	50 <sup>2</sup>	300 <sup>2</sup>	70 <sup>2</sup>	—
WR 73/110/50	110	50	148	270	O/R <sup>1</sup>	65	4	120 (+60/-60)	20 (+10/-10)	50	300	70	
WR 73/110/75	110	75	148	270	O/R <sup>1</sup>	65	4	120 (+60/-60)	20 (+10/-10)	50	300	70	
WR 73/110/100	110	100	148	270	O/R <sup>1</sup>	65	4	120 (+60/-60)	20 (+10/-10)	50	300	70	

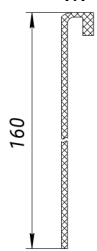
<sup>1</sup> Bi - shirt width. Depends on the type of shirt and the mounting height of the profile. Ask for additional information.

<sup>2</sup> Not for permanent use (requires coordination) - the risk of breaking off the topcoat.

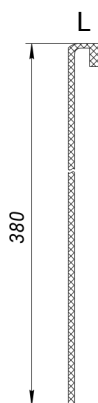
### Types of shirt



S



M



L

Shirt S - width 20 mm

Shirt M - width 140 mm

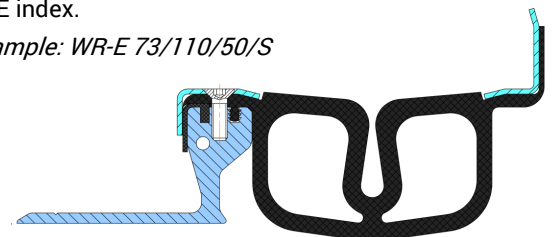
Shirt L - width 380 mm

Example : WR 73/110/50/M

### Corner Versions

All profiles have angular versions in which the regular insert is replaced with an angular one. This profile has an E index.

Example: WR-E 73/110/50/S





DEWMARK  
HYDRO

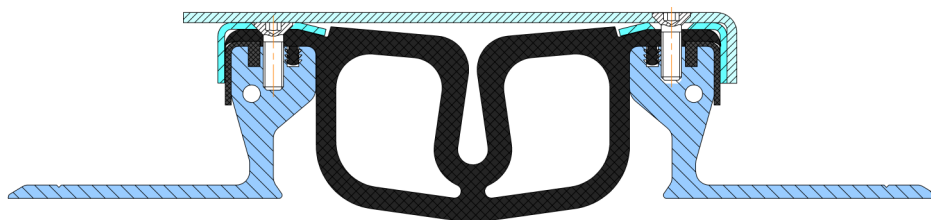
WR 73/110

### Profile versions

Profiles can be equipped with protective plates to protect the insert from mechanical damage.

This type of profile has an index "F".

*Example: WR 73/110/50/S F.*

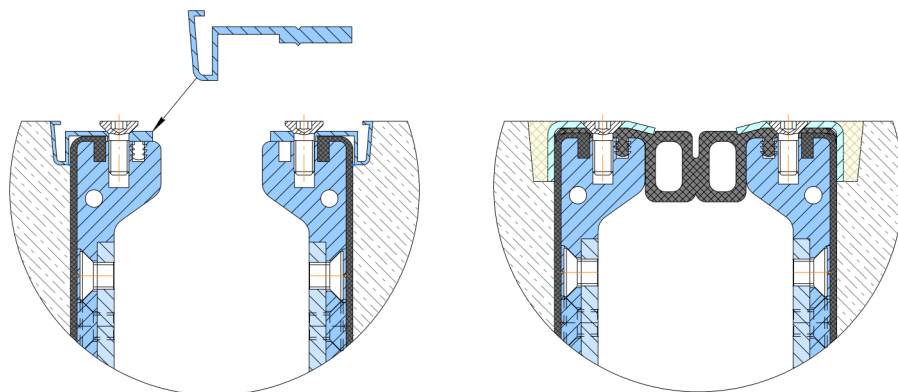


At low loads, side mounting is possible.



### On request

On request, the profile can be completed with special linings that form the transition zone between the profile and the finishing coating.



### NOTE!

- ! The specified IP rating is applicable if the waterproofing of the floor is matched with profile aprons.
- ! If there is a vertical movement using the lining "F" are not allowed.
- ! By agreement, it is possible to use asphalt in the finish coating.